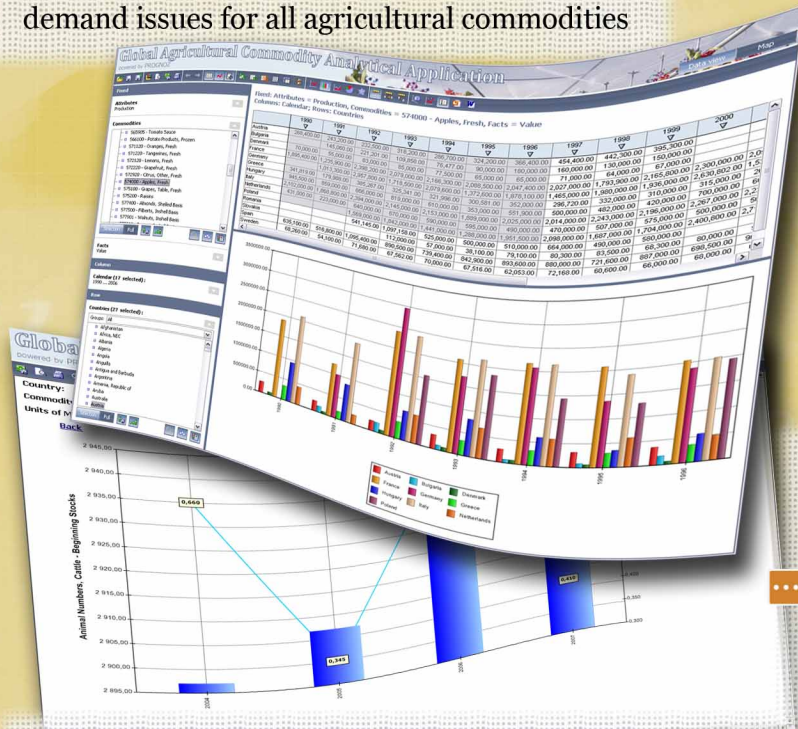


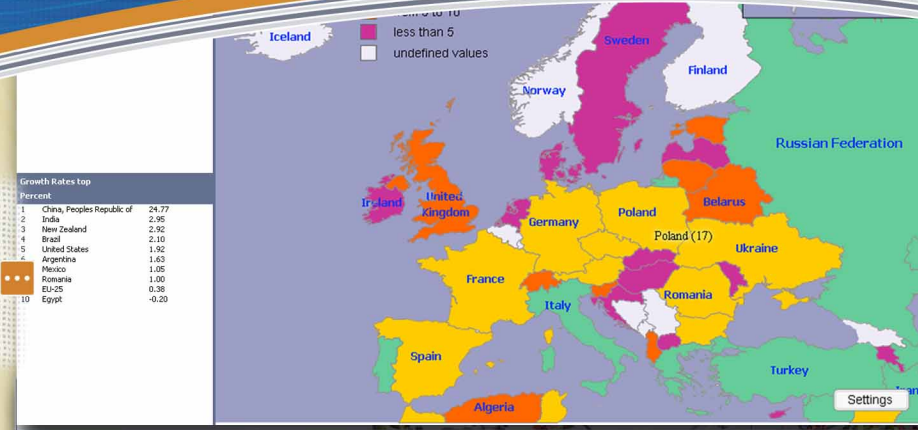
Global Agricultural Commodity Analytical Application

powered by **PROGNOZ**

The system is designed to analyze global supply/demand issues for all agricultural commodities



Digital mapping technology allows on-the-fly visualization based on selected criteria



Generate customized reports based on specific needs of end users

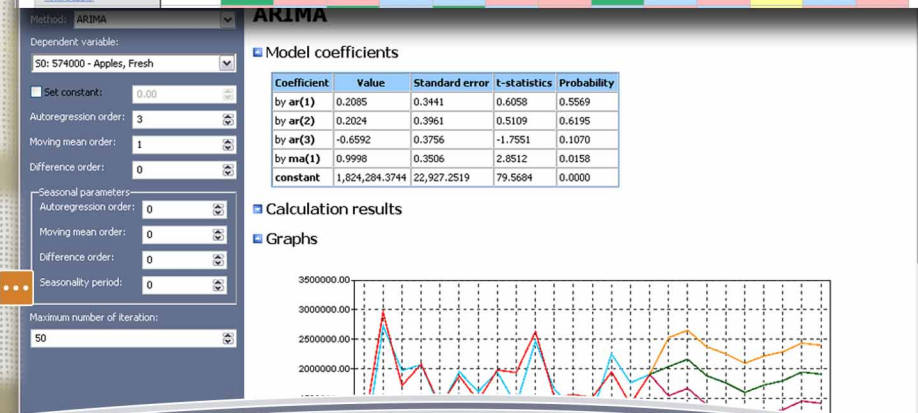
Indicative analysis

Country: Germany

Annual Percent Change

Commodities	Units of Measure	1992	1993	1994	1995	1996	1997	1998	1999	2000	2001	2002	2003	2004
1211000 - Tobacco, Usmfg., Total	(HA)	3,803.00	3,794.00	4,063.00	3,530.00	3,380.00	3,501.00	3,861.00	4,546.00	4,577.00	4,623.00	4,727.00	4,710.00	4,420.00
Tobacco, Usmfg., Total - Area Planted	(MT)	93,121.00	83,855.00	46,706.00	22,636.00	16,114.00	24,717.00	10,715.00	15,849.00	28,639.00	34,241.00	10,217.00	11,410.00	6,128.00
Tobacco, Usmfg., Total - Beagiana Stock	(MT)	6,900.00	7,426.00	6,583.00	5,801.00	6,953.00	7,233.00	8,120.00	9,587.00	9,539.00	9,293.00	8,950.00	10,024.00	9,065.00
Tobacco, Usmfg., Total - Farm Sales Weight Prod	(MT)	8,330.00	8,624.00	7,742.00	6,636.00	6,313.00	6,504.00	9,554.00	11,254.00	11,169.00	10,864.00	10,443.00	11,690.00	10,550.00
Tobacco, Usmfg., Total - Imports	(MT)	187,070.00	154,175.00	182,785.00	209,761.00	235,855.00	222,080.00	222,591.00	266,978.00	263,077.00	247,066.00	183,198.00	195,278.00	175,000.00
Tobacco, Usmfg., Total - U.S. Leaf Imports	(MT)	45,145.00	28,989.00	22,747.00	38,504.00	39,864.00	39,467.00	43,628.00	46,000.00	47,990.00	41,900.00	29,916.00	27,709.00	25,000.00
Tobacco, Usmfg., Total - Other Imports	(MT)	141,925.00	125,189.00	160,038.00	171,257.00	195,991.00	182,613.00	178,963.00	220,978.00	215,087.00	205,166.00	153,282.00	167,569.00	150,000.00
Tobacco, Usmfg., Total - Total Supply	(MT)	287,091.00	245,456.00	236,074.00	238,198.00	258,922.00	254,030.00	241,426.00	292,414.00	301,255.00	290,600.00	202,365.00	216,712.00	190,193.00

Multidimensional data engine allows for cross-country comparison of all agricultural commodity concepts (area harvested, initial stock, production, exports/imports, etc.)



View 5D queries of global agricultural commodity flow:

- Commodities
- Commodity Attributes (area harvested, production, imports/exports, domestic consumption, etc.)
- Value/growth rates
- Calendar
- Countries (over 200)

Express Modeling component allows users to forecast selected indicators.

Global Agricultural Commodity Analytical Application

powered by **PROGNOZ**

At PROGNOZ we understand the power of data in today's global economy. We also understand that interpreting data without the right tools can be a drain of manpower and resources. That's why we strive to create efficient and easy-to-use Business Intelligence (BI) solutions that help our clients harness the data without the client manage.

The PROGNOZ Global Agricultural Commodity Analytical Application is designed to facilitate the analysts to do the following:

- Monitor supply/demand trends for agricultural commodities globally (by country/region)
- Identify market opportunities for all agricultural commodities for the biggest global players and for the fastest growing players (by commodity and commodity attributes such as area harvested, production, consumption, export/import, yield, total supply, etc)
- Conduct comparison analysis across countries and regions
- Identify impact of beginning/ending stocks within major market players for specific commodities on the rest of the global market
- Forecast supply/demand concepts by country based on available statistics
- Identify statistical relationship across agricultural commodities globally
- Integrate multiple data sources on agricultural commodities and prices

Best of all, the PROGNOZ application delivers a superior range of advanced analytics and extensive display capabilities implemented via five major components:

- Digital Maps
- OLAP (Multidimensional data engine)
- Reporting
- Powerful Graphics
- Statistical and Forecasting tools

Contact PROGNOZ today and discover first-hand how the PROGNOZ Global Agricultural Commodity Analytical Application can help your organization keep up with the pace of innovation.

About PROGNOZ

PROGNOZ is committed to developing innovative Business Intelligence (BI) and Business Performance Management (BPM) solutions for professionals in the public and private sector. Thousands of users worldwide employ our advanced data integration, analysis, forecasting, monitoring, reporting, web access and security functionalities when making their most crucial decisions. The unique design of the PROGNOZ 5 Platform allows it to match both industry-specific and user-level needs, while expediting application development and reducing costs.